




Helium/ Nitrogen Quick Switch Instruction Sheet

Quick Switch Includes:

- 1 Quick Switch
- 1 Helium/Nitrogen Regulator


View a demonstration of the Quick Switch on Conwin's Tools of the Trade DVD

Connecting the Quick Switch




Hand-tighten the helium regulator to the helium tank. Make sure the cylinder is properly secured in a safety stand or wall bracket prior to attaching the regulator.
Note: Do not open the valve until Step 4.

Repeat this step to connect the nitrogen regulator to the nitrogen tank.




Attach the Quick Switch to either the back of Duplicator 2 or Dual Sizer by snapping on the press fit connection.




Connect the primary hoses to the Quick Switch by snapping the primary regulator hose from the helium tank into the side marked "He" and the primary regulator hose from the nitrogen tank into the side marked "N₂".



Slowly open the cylinder valve. Make sure the valve is fully opened. The cylinder pressure will read on the gauge located on the primary regulator. The inlet pressure will read on the adjustable regulator gauge located on the back of the unit.



To switch between helium and nitrogen, simply use the control switch to open the flow of gas.



Disconnecting the Quick Switch

1. Close both cylinder valves firmly.
2. Release pressure by pressing down on the Auto Fill Foil Outlet.
3. To remove the hoses from the Quick Switch slide the brass sleeve on the quick disconnect fitting towards the hose and the fitting will release.

Service & Warranty

For assistance with service & repair issues, or for warranty information, please visit ConwinOnline.com, or call (818)246.9233



Online
Projects
Designs
Galleries
...and more!

ConwinOnline.com

04062006

Conwin's Portfolio Builders

Update Your Portfolio!

A picture is worth a thousand words. Is your portfolio up to date on the latest? Conwin's Portfolio Builder images are the perfect solution for making winning presentations to your clients. Thirty-two photo quality images are available in the full series.



Visit www.ConwinOnline.com today!



CONWIN INC.
4510 Sperry Street • Los Angeles, CA 90039
Phone (818) 246-9233 FAX (818) 246-6862